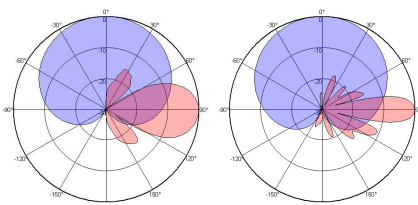

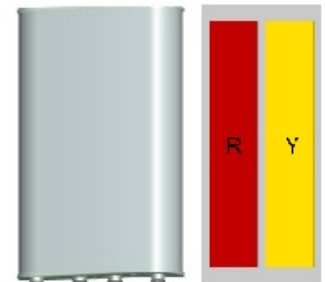


XXPoI 698~960MHz/1710~2690MHz 65°/65° 12/13dBi 0°/0° Fixed Electrical Downtilt Antenna

Electrical Specifications				
Frequency range(MHz)	698~960		1710~2690	
	698~824	824~960	1710~2200	2200~2690
Polarization	±45°			
Gain (dBi)	10.5±1	11.2±1	11.5±1	12.5±1
Horizontal 3dB beamwidth (°)	68	65	69	64
Vertical 3dB beamwidth (°)	39	34	19	16
Front-to-back ratio (dB)	≥20	≥21	≥24	
Cross-polar ratio (dB)	Typically ≥15(±60°≥8)			
Electrical downtilt (°)	0			
VSWR	<1.8			
Isolation: intra-system (dB)	≥21			
Intermodulation IM3 (2×43dBm carrier)	≤-150dBc			
Impedance (Ω)	50			
Max. power per input (W) @50°C	150			
Lightning protection	Dc Ground			

Mechanical Specifications	
Connector	4×4.3-10-Female
Connector position	Bottom
Height×width×depth (mm)	449×300×90
Packing size (mm)	640×355×150
Antenna weight (kg)	3.7
Installation kit weight (kg)	1.4
Packing weight (kg)	6
Wind load (N,at 150km/h) Frontal/Lateral/Rearside	149/28/167
Radome material	Fiberglass
Radome color	Gray
Operating temperature (°C)	-40~60
Mounting hardware (mm)	Φ50~Φ115



698~960MHz

1710~2690MHz