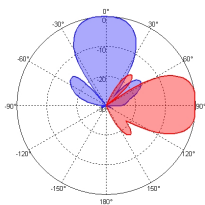




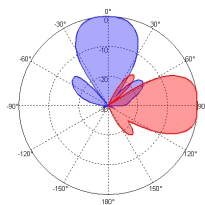
XXPol 1710~2700MHz×2 30°10dBi 0°Fixed Electrical Downtilt Antenna

Electrical Specifications		
Frequency range(MHz)	1710~2200	2200~2700
Polarization	±45°	
Gain (dBi)	≥10	≥10
Horizontal 3dB beamwidth (°)	30±6	30±6
Vertical 3dB beamwidth (°)	30±6	30±6
Front-to-back ratio (dB)	≥22	≥22
Sidelobe suppression (dB) (First sidelobe above main beam)	≥17	≥17
VSWR	≤1.7	≤1.7
Isolation: intra-system (dB)	≥25	≥25
Intermodulation IM3 (2×43dBm carrier)	-150dBc	<-150dBc
Impedance (Ω)	50	50
Max. power per input (W) @50°C	200	200

Mechanical Specifications	
Connector	4*4.3-10 Female
Connector position	Bottom
Height×width×depth (mm)	540×320×115
Packing size (mm)	782×411×255
Antenna weight (kg)	≤5
Installation kit weight (kg)	9.27
Max. wind velocity (km/h)	216
Radome material	UPVC
Radome color	Gray
Mechanical tilt (°)	0~10
Operating temperature (°C)	-40~60
Mounting hardware (mm)	Φ50~Φ115



1710~2200MHz



2200~2700MHz